



Introductory sub-table (I)(a)




Name of the Company: MONTE CARLO FASHIONS LIMITED			
BSE Scrip Code: 538836	NSE Symbol: MONTECARLO	Class of Security: EQUITY	
Quarter Ended: 31.03.2015			
Partly paid-up shares:-	No. of partly paid-up shares	As a % of total no. of partly paid-up shares	As a % of total no. of shares of the company
Held by promoter/promoter group	0	0	0
Held by public	0	0	0
	0	0	0
Total	0	0	0
Outstanding convertible securities:- No. of outstanding securities			
		As a % of total no. of outstanding convertible securities	As a % of total no. of shares of the company, assuming full conversion of the convertible securities
Held by promoter/promoter group	0	0	0
Held by public	0	0	0
	0	0	0
Total	0	0	0
Warrants:-			
		As a % of total no. of warrants	As a % of total no. of shares of the company, assuming full conversion of warrants
Held by promoter/promoter group	0	0	0
Held by public	0	0	0
	0	0	0
Total	0	0	0
Total paid-up capital of the company, assuming full conversion of warrants and convertible securities			
			21,732,064

Statement Showing Shareholding Pattern


Category code	Category of Shareholder	Number of Shareholders	Table (I)(a)				Shares Pledged or otherwise encumbered		
			Total number of shares	Number of shares held in dematerialized form	Total shareholding as a percentage of total number of shares		Number of shares	As a percentage of total number of shares	As a percentage
			(IV)	(V)	As a percentage of (A+B) ¹	(A+B+C)			
(I)	(II)	(III)	(IV)	(V)	(VI)	(VII)	(VIII)	(IX) = (VIII)/(IV)*100	
(A)	Shareholding of Promoter and Promoter Group²								
1	Indian								
(a)	Individuals/ Hindu Undivided Family	5	328622	328622	1.51	1.51	0	0.00	
(b)	Central Government/ State Government(s)	0	0	0	0.00	0.00	0	0.00	
(c)	Bodies Corporate	9	12940393	12940393	59.55	59.55	0	0.00	
(d)	Financial Institutions/ Banks	0	0	0	0.00	0.00	0	0.00	
(e)	Any Others(Specify)	0	0	0	0.00	0.00	0	0.00	
(e-i)	Relatives of Promoters	7	580083	580083	2.67	2.67	0	0.00	
	Sub Total(A)(1)	21	13849098	13849098	63.73	63.73	0	0.00	
2	Foreign								
a	Individuals (Non-Residents Individuals/ Foreign Individuals)	0	0	0	0.00	0.00	0	0.00	
b	Bodies Corporate	0	0	0	0.00	0.00	0	0.00	
c	Institutions	0	0	0	0.00	0.00	0	0.00	
d	Qualified Foreign Investor	0	0	0	0.00	0.00	0	0.00	
e	Any Others(Specify)								
e-i									
	Sub Total(A)(2)	0	0	0	0	0	0	0	



	Total Shareholding of Promoter and Promoter Group (A) = (A)(1)+(A)(2)	21	13849098	13849098	63.73	63.73	0.00
(B)	Public shareholding						
I	Institutions						
(a)	Mutual Funds/ UTI	19	1169508	1169508	5.38	5.38	NA
(b)	Financial Institutions / Banks	2	11043	11043	0.05	0.05	NA
(c)	Central Government/ State Government(s)	0	0	0	0.00	0.00	NA
(d)	Venture Capital Funds	0	0	0	0.00	0.00	NA
(e)	Insurance Companies	0	0	0	0.00	0.00	NA
(f)	Foreign Institutional Investors	7	802367	802367	3.69	3.69	NA
(g)	Foreign Venture Capital Investors	0	0	0	0.00	0.00	NA
(h)	Qualified Foreign Investor	0	0	0	0.00	0.00	NA
(i)	Any Other (specify)						
	Sub-Total (B)(1)	28	1982918	1982918	9.12	9.12	NA
B 2	Non-institutions						
(a)	Bodies Corporate	340	3640004	3585142	16.75	16.75	NA
(b)	Individuals						
I	i. Individual shareholders holding nominal share capital up to Rs 1 lakh	58672	1886184	1866566	8.68	8.68	NA
II	ii. Individual shareholders holding nominal share capital in excess of Rs. 1 lakh.	4	50085	33523	0.23	0.23	NA
(c)	Qualified Foreign Investor (Foreign Portfolio Investor-Corporate)	1	2504	2504	0.01	0.01	NA
(d)	Any Other (specify)						
(d-i)	Trust	2	247482	247482	1.14	1.14	NA
(d-ii)	Clearing Member	201	53627	53627	0.25	0.25	NA
(d-iii)	Foreign Nationals	119	20162	20162	0.09	0.09	NA
	Sub-Total (B)(2)	59339	5900048	5809006	27.15	27.15	NA




(B)	Total Public Shareholding (B)= (B)(1)+(B)(2)	59367	7882966	7791924	36.27	36.27	NA	NA
	TOTAL (A)+(B)	59388	21732064	21641022	100.00	100.00	NA	NA
(C)	Shares held by Custodians and against which Depository Receipts have been issued							
1	Promoter and Promoter Group	0	0	0	0.00	0.00	NA	NA
2	Public	0	0	0	0.00	0.00	NA	NA
	Sub-Total (C)	0	0	0	0	0	NA	NA
	GRAND TOTAL (A)+(B)+(C)	59388	21732064	21641022	100.00	100.00	0	0.00




(I)(b) Statement showing holding of securities (including shares, warrants, convertible securities) of persons belonging to the category "Promoter and Promoter Group"

Sr. No.	Name of the shareholder	Details of Shares held		Encumbered shares (*)		Details of warrants		Details of convertible securities		Total shares (including underlying shares of warrants and convertible securities) as a % of diluted share capital	
		Number of shares held	As a % of grand total (A)+(B)+(C)	No.	As a percentage (VI)-(V)/(II)*100	As a % of grand total (A)+(B)+(C) of sub-clause (I)(a)	Number of warrants held	As a % total number of warrants of the same class	Number of convertible securities held		As a % total number of convertible securities of the same class
(I)	(II)	(III)	(IV)	(V)	(VI)-(V)/(II)*100	(VI)	(VIII)	(IX)	(X)	(XI)	(XII)
1	SIDHANT AND MANNAT COMPANY LIMITED	4404000	20.26	0	0.00	0.00	0	0	0	0	0
2	SIMRAN AND SHANAYA COMPANY LIMITED	4404000	20.26	0	0.00	0.00	0	0	0	0	0
3	NAHAR CAPITAL & FINANCIAL SERVICES LIMITED	1595390	7.34	0	0.00	0.00	0	0	0	0	0
4	NAGDEVI TRADING & INVESTMENT COMPANY LIMITED	1185150	5.45	0	0.00	0.00	0	0	0	0	0



5	GIRNAR INVESTMENT LIMITED	825714	3.80	0	0.00	0	0.00	0	0	0	0	0	0	0	0	0	0	0
6	VANAİK INVESTORS LIMITED	409273	1.88	0	0.00	0	0.00	0	0	0	0	0	0	0	0	0	0	0
7	TANVI OSWAL	175000	0.81	0	0.00	0	0.00	0	0	0	0	0	0	0	0	0	0	0
8	KAMAL OSWAL	109112	0.50	0	0.00	0	0.00	0	0	0	0	0	0	0	0	0	0	0
9	JAWAHAR LAL OSWAL	108787	0.50	0	0.00	0	0.00	0	0	0	0	0	0	0	0	0	0	0
10	DINESH OSWAL	108623	0.50	0	0.00	0	0.00	0	0	0	0	0	0	0	0	0	0	0
11	ABHILASH OSWAL	107583	0.50	0	0.00	0	0.00	0	0	0	0	0	0	0	0	0	0	0
12	SAMBHAV OSWAL	87500	0.40	0	0.00	0	0.00	0	0	0	0	0	0	0	0	0	0	0
13	ABHINAV OSWAL	70000	0.32	0	0.00	0	0.00	0	0	0	0	0	0	0	0	0	0	0
14	RISHABH OSWAL	70000	0.32	0	0.00	0	0.00	0	0	0	0	0	0	0	0	0	0	0
15	ATAM VALLABH FINANCIERS LIMITED	67106	0.31	0	0.00	0	0.00	0	0	0	0	0	0	0	0	0	0	0
16	MANISHA OSWAL	52500	0.24	0	0.00	0	0.00	0	0	0	0	0	0	0	0	0	0	0
17	VARDHMAN INVESTMENTS LIMITED	49718	0.23	0	0.00	0	0.00	0	0	0	0	0	0	0	0	0	0	0
18	RITU OSWAL	17500	0.08	0	0.00	0	0.00	0	0	0	0	0	0	0	0	0	0	0
19	MONICA OSWAL	1050	0.00	0	0.00	0	0.00	0	0	0	0	0	0	0	0	0	0	0
20	RUCHIKA OSWAL	1050	0.00	0	0.00	0	0.00	0	0	0	0	0	0	0	0	0	0	0
21	NEHA CREDIT & INVESTMENT PRIVATE LIMITED	42	0.00	0	0.00	0	0.00	0	0	0	0	0	0	0	0	0	0	0
TOTAL		13849098	63.73	0	0.00	0	0.00	0	0	0	0	0	0	0	0	0	0	0

(* The term "encumbrance" has the same meaning as assigned to it in regulation 28(3) of the SAST Regulations, 2011



(D)(c)(i) Statement showing holding of securities (including shares, warrants, convertible securities) of persons belonging to the category "Public" and holding more than 1% of the total number of shares

Sr. No.	Name of the shareholder	Number of shares held	Shares as a percentage of total number of shares {i.e., Grand Total (A)+(B)+(C) indicated in Statement at para (1)(a) above}	Details of warrants		Details of convertible securities		Total shares (including underlying shares assuming full conversion of warrants and convertible securities) as % of diluted share capital
				Number of warrants held	As a % total number of warrants of the same class	Number of convertible securities held	% w.r.t total number of convertible securities of the same class	
1	Kanchi Investments Ltd.	2376570	10.94	0	0	0	0	0
2	Birla Sun Life Trustee Company Private Ltd. A/c Birla Sun Life Midcap Fund	999303	4.60	0	0	0	0	0
3	Goldman Sachs India Fund Ltd.	378180	1.74	0	0	0	0	0
4	Aditya Birla Private Equity Trust	341159	1.57	0	0	0	0	0
5	DB International(ASIA) Ltd.	282003	1.30	0	0	0	0	0
6	ICICI Prudential Life Insurance Company Ltd.	271736	1.25	0	0	0	0	0
7	Aauthum Investment And Infrastructure Ltd.	250000	1.15	0	0	0	0	0
	TOTAL	4898951	22.54	0	0	0	0	0



(D)(c)(ii) Statement showing holding of securities (including shares, warrants, convertible securities) of persons (together with PAC) belonging to the category "Public" and holding more than 5% of the total number of shares of the company.

Sr. No.	Name(s) of the shareholder(s) and the Persons Acting in Concert (PAC) with them	Number of shares	Shares as a percentage of total number of shares {i.e., Grand Total (A)+(B)+(C) indicated in Statement at para (I)(a) above}	Details of warrants		Details of convertible securities		Total shares (including underlying shares assuming full conversion of warrants and convertible securities) as a % of diluted share capital
				Number of warrants held	As a % total number of warrants of the same class	Number of convertible securities held	% w.r.t total number of convertible securities of the same class	
1	Kanchi Investments Ltd.	2376570	10.94	0	0	0	0	0
TOTAL		2376570	10.94	0	0	0	0	0



(I)(d) Statement showing details of locked-in shares

Sr. No.	Name of the shareholder	Number of locked-in shares	Locked-in shares as a percentage of total number of shares {i.e., Grand Total (A)+(B)+(C) indicated in Statement at para (I)(a) above}
1	Abhilash Oswal	107583	0.50
2	Abhinav Oswal	70000	0.32
3	Adishwar Enterprises LLP	37012	0.17
4	Atam Vallabh Financiers Limited	67106	0.31
5	Chanchal Juneja	140	0.00
6	Devakar Investment & Trading Co. Pvt. Ltd.	12600	0.06
7	Dharam Bir	42	0.00
8	Dinesh Oswal	108623	0.50
9	Girnar Investments Limited	825714	3.80
10	Gopal Dass Gupta	44	0.00
11	Gurcharan Dass Gupta	44	0.00
12	Jag Vallabh Paras Nath Capital Inv.(P)	5250	0.02
13	Jawahar Lal Oswal	108787	0.50
14	Kamal Oswal	109112	0.50
15	Kanchi Investments Limited	2376570	10.94
16	Kapil Kumar Jain	526	0.00
17	Komal Jain	42	0.00
18	Manisha Oswal	52500	0.24
19	Monica Oswal	1050	0.00
20	Nagdevi Trading & Investment Co. Limited	1185150	5.45
21	Nahar Capital And Financial Services Limited	1575000	7.25
22	Narayan Dass Jain	746	0.00
23	Neha Credit & Investment Pvt. Ltd.	42	0.00
24	Pavittar Kumar Jain	42	0.00
25	Rattan Chand Oswal Memorial Trust	190	0.00
26	Rishabh Oswal	70000	0.32
27	Ritu Oswal	17500	0.08
28	Ruchika Oswal	1050	0.00
29	Sambhav Oswal	87500	0.40
30	Sanjay Jakhetia	1366	0.01
31	Ajit Kumar Jain	42	0.00
32	Ajudhiya Prasad Rangra	26	0.00
33	Anil Kumar Arora	1260	0.01
34	Arvind Kumar Jain	42	0.00
35	Ashok Kumar Oswal	84	0.00
36	Atam Parkash Jain	130	0.00
37	Babu Ram Mahajan	52	0.00
38	Baldev Kumar	658	0.00
39	Baldev Raj Jain	210	0.00



40	Banarso Devi Oswal	84	0.00
41	Bhupinder Jain	316	0.00
42	Chaman Lal Jain	130	0.00
43	Chamba Lal Jain	130	0.00
44	Chander Bhushan Jain	130	0.00
45	Dharam Pal Jain	42	0.00
46	Din Dayal Sahi	42	0.00
47	Faqir Chand	42	0.00
48	Jaikaran Singh	42	0.00
49	Jawahar Lal Jain	88	0.00
50	Joginder Pal Jain	88	0.00
51	Kailash Chander Jain	42	0.00
52	Karam Chand Jain	64	0.00
53	Kashmiri Lal Jain	130	0.00
54	Kasturi Lal Jain	130	0.00
55	Kewal Kumar Sharma	42	0.00
56	Kimti Lal Jain	1050	0.00
57	L.C. Gupta	4	0.00
58	Manav Gulati	42	0.00
59	Narinder Kumar Jain	42	0.00
60	Narinder Kumar Jain	472	0.00
61	Raj Kumar Jain	130	0.00
62	Raj Kumar Jain	42	0.00
63	Raj Kumar Jain	52	0.00
64	Rajeev Kumar Jain	52	0.00
65	Rajinder Kumar Jain	280	0.00
66	Rakesh Jain	88	0.00
67	Ram Bharose Lal	78	0.00
68	Ram Kumar Chopra	80	0.00
69	Ram Paul	42	0.00
70	Ram Rattan Sethi	42	0.00
71	Rikhab Dass Jain	130	0.00
72	Romesh Chand	42	0.00
73	S. H. Quadri	64	0.00
74	Sagar Chand Jain	556	0.00
75	Sat Paul Nijhawan	42	0.00
76	Shri Paul Jain	262	0.00
77	Shri Paul Oswal	78	0.00
78	Sudarshan Dass Gupta	44	0.00
79	Sudarshan Kumar Sharma	42	0.00
80	Sudesh Kumar Punni	1312	0.01
81	Sukhdev Kumar Jain	526	0.00
82	Sunil Kumar Jain	42	0.00
83	Surinder Mohan Jain	42	0.00




84	Sushil Kumar Jain	148	0.00
85	Tek Chand Jain	132	0.00
86	Umang Joshi	130	0.00
87	Vidya Sagar Jain	42	0.00
88	Vinod Kumar Gupta	42	0.00
89	Vipin Jain	42	0.00
90	Yash Paul Jain	1348	0.01
91	Yash Paul Jain	42	0.00
92	Sidhant and Mannat Company Ltd.	4404000	20.26
93	Simran and Shanaya Company Ltd.	4404000	20.26
94	Darshana Rani	70	0.00
95	Gunmala Jain	526	0.00
96	Kailash Rani Jain	332	0.00
97	Neelam Jain	282	0.00
98	Nirmal Kumari Oswal	16562	0.08
99	Phulla Wanti	130	0.00
100	Santosh Kanta Jain	2940	0.01
101	Shakun Oswal	210	0.00
102	Vaneeta Jain	2572	0.01
103	Manvati	130	0.00
104	Sudesh Jain	42	0.00
105	Sunit Kumar Jain	280	0.00
106	Tanvi Oswal	175000	0.81
107	Vanaik Investors Ltd.	409273	1.88
108	Vardhman Investments Ltd.	49718	0.23
TOTAL		16299048	75.00



(II)(a) Statement showing details of Depository Receipts (DRs)

Sr. No.	Type of outstanding DR (ADRs, GDRs, SDRs, etc.)	Number of outstanding DRs	Number of shares underlying outstanding DRs	Shares underlying outstanding DRs as a percentage of total number of shares {i.e., Grand Total (A)+(B)+(C) indicated in Statement at para (I)(a) above}
1				
2				
3				
4				
5				
6				
7				
8				
9				
TOTAL		0	0	0.00



(III) (a) Statement showing the voting pattern of shareholders, if more than one class of shares/securities is issued by the issuer.

(Give description of voting rights for each class of security.)


Class X:

Class Y:

Class Z:

Category	Category of shareholder	Number of Voting Rights held in each class of securities			Total Voting Rights (III+IV+V)	Total Voting Rights i.e. (VI)	
		Class X	Class Y	Class Z		As a percentage of (A+B)	As a percentage of (A+B+C)
(I)	(II)	(III)	(IV)	(V)	(VI)	(VII)	(VIII)
(A)	Promoter and Promoter Group						
1	Indian						
(a)	Individuals/ Hindu Undivided Family						
(b)	Central Government/ State Government(s)						
(c)	Bodies Corporate						
(d)	Financial Institutions/						
(e)	Any Other (specify)						
	Sub-Total (A)(1)						
2	Foreign						
(a)	Individuals (Non-Resident Individuals/ Foreign Individuals)						
(b)	Bodies Corporate						
(c)	Institutions						
(d)	Any Other (specify)						
	Sub-Total (A)(2)						
	Total Shareholding of Promoter and Promoter Group (A)= (A)(1)+(A)(2)						
(B)	Public shareholding						
1	Institutions						
(a)	Mutual Funds/UTI						
(b)	Financial Institutions/						
(c)	Central Government/ State Government(s)						
(d)	Venture Capital Funds						
(e)	Insurance Companies						
(f)	Foreign Institutional						

N.A



(g)	Foreign Venture Capital Investors						
(h)	Any Other (specify)						
	Sub-Total (B)(1)						
2	Non-institutions						
(a)	Bodies Corporate						
(b)	Individuals -						
	i. Individual shareholders holding nominal share capital up to Rs. 1						
	ii. Individual shareholders holding nominal share capital in excess of Rs. 1						
(c)	Any Other (specify)						
	Sub-Total (B)(2)						
	Total Public Shareholding (B)=						
	TOTAL (A)+(B)						
(C)	Shares held by Custodians and against which Depository Receipts have been						
	GRAND TOTAL (A)+(B)+(C)						



For Monte Carlo Fashions Ltd.

[Signature]
Company Secretary