


## Shareholding Pattern under Regulation 31 of SEBI (Listing Obligations and Disclosure Requirements) Regulations, 2015

- 1 Name of Listed Entity: Monte Carlo Fashions Limited
- 2 Scrip Code/Name of Scrip/Class of Security: 538836  
BSE Scrip Code: 538836 NSE Symbol: MONTECARLO Class of Security: EQUITY
- 3 Share Holding Pattern Filed under: Reg. 31(1)(a)/Reg. 31(1)(b)/Reg.31(1)(c)
  - a. If under 31(1)(b) then indicate the report for Quarter ending: 30.09.2017
  - b. If under 31(1)(c) then indicate date of allotment/extinguishment: Not Applicable
- 4 Declaration: The Listed entity is required to submit the following declaration to the extent of submission of information:-

	Particulars	Yes	No
1	Whether the Listed Entity has issued any partly paid up shares?		No
2	Whether the Listed Entity has issued any Convertible Securities or Warrants?		No
3	Whether the Listed Entity has any shares against which depository receipts are issued?		No
4	Whether the Listed Entity has any shares in locked-in?	Yes	
5	Whether any shares held by promoters are pledge or otherwise encumbered?		No



**MONTE CARLO FASHIONS LIMITED (CIN:L51494PB2008PLC032059)**
**Table I - Summary Statement holding of specified securities**

Category	Category of shareholder	Number of shareholders	No. of fully paid up equity shares held	No. of Partly paid-up equity shares held	No. of shares underlying Depository Receipts	Total nos. shares held	Shareholding as a % of total no. of shares (calculated as per SCRR, 1957)	Number of Voting Rights held in each class of securities			No. of Shares Underlying Outstanding convertible securities (including Warrants)	Shareholding, as a % assuming full conversion of convertible securities (as a percentage of diluted share capital)	Number of Locked in shares		Number of Shares pledged or otherwise encumbered		Number of equity shares held in dematerialised form	
								No of Voting Rights					Total as a % of (A+B+C)	No. (a)	As a % of total Shares held(b)	No. (a)		As a % of total Shares held(b)
								Class eg: X	Class eg: y	Total								
(I)	(II)	(III)	(IV)	(V)	(VI)	(VII) = (IV)+(V)+ (VI)	(VIII)As a % of (A+B+C2)	(IX)			(X)	(XI)= (VII)+(X) As a % of (A+B+C2)	(XII)		(XIII)		(XIV)	
(A)	Promoter & Promoter Group	22	14058938	0	0	14058938	64.6921	14058938	0	14058938	64.6921	0	64.6921	4346414	30.9156	0	0.0000	14058938
(B)	Public	38257	7673126	0	0	7673126	35.3079	7673126	0	7673126	35.3079	0	35.3079	0	0.0000	NA	NA	7638365
(C)	Non Promoter - Non Public				0				0			0		0.0000	NA	NA		
(C1)	Shares Underlying DRs	0	0	0	0	0	0.0000	0	0	0	0.0000	0	0.0000	0	0.0000	NA	NA	0
(C2)	Shares Held By Employee Trust	0	0	0	0	0	0.0000	0	0	0	0.0000	0	0.0000	0	0.0000	NA	NA	0
	<b>Total</b>	38279	21732064	0	0	21732064	100.0000	21732064	0	21732064	100.0000	0	100.0000	4346414	20.0000	0	0.0000	21697303





**MONTE CARLO FASHIONS LIMITED (CIN:L51494PB2008PLC032059)**

**Table II - Statement showing shareholding pattern of the Promoter and Promoter Group**

	Category & Name of the shareholders	PAN	Nos. of shareholders	No. of fully paid up equity shares held	Partly paid-up equity shares held	No. of shares underlying Depository Receipts	Total nos. shares held	Shareholding % calculated as per SCRR, 1957 As a % of (A+B+C2)	Number of Voting Rights held in each class of securities			No. of Shares Underlying Outstanding convertible securities (including Warrants)	Shareholding, as a % assuming full conversion of convertible securities (as a percentage of diluted share capital)	Number of Locked in shares		Number of Shares pledged or otherwise encumbered		Number of equity shares held in dematerialised form	
									No of Voting Rights					Total as a % of (A+B+C)	No. (a)	As a % of total Shares held(b)	No. (a)		As a % of total Shares held(b)
									Class eg: X	Class eg: y	Total								
1	Indian						(VII) = (IV)+(V)+ (VI)	(VIII) As a % of (A+B+C2)	(IX)			(X)	(XI) = (VII)+(X) As a % of (A+B+C2)	(XII)		(XIII)		(XIV)	
(a)	Individuals / Hindu Undivided Family		12	908705	0	0	908705	4.1814	908705	0	908705	4.1814	0	4.1814	0	0.0000	0	0.0000	908705
	Tanvi Oswal	ABFPO3069B	1	175000	0	0	175000	0.8053	175000	0	175000	0.8053	0	0.8053	0	0.0000	0	0.0000	175000
	Kamal Oswal	AACPO9697F	1	109112	0	0	109112	0.5021	109112	0	109112	0.5021	0	0.5021	0	0.0000	0	0.0000	109112
	Jawahar Lal Oswal	AABPO2481J	1	108787	0	0	108787	0.5006	108787	0	108787	0.5006	0	0.5006	0	0.0000	0	0.0000	108787
	Dinesh Oswal	AABPO2476P	1	108623	0	0	108623	0.4998	108623	0	108623	0.4998	0	0.4998	0	0.0000	0	0.0000	108623
	Abhilash Oswal	AABPO2485N	1	107583	0	0	107583	0.4950	107583	0	107583	0.4950	0	0.4950	0	0.0000	0	0.0000	107583
	Sambhav Oswal	ABAPO4593M	1	87500	0	0	87500	0.4026	87500	0	87500	0.4026	0	0.4026	0	0.0000	0	0.0000	87500
	Abhinav Oswal	ABCPO9440K	1	70000	0	0	70000	0.3221	70000	0	70000	0.3221	0	0.3221	0	0.0000	0	0.0000	70000
	Rishabh Oswal	AASPO9670L	1	70000	0	0	70000	0.3221	70000	0	70000	0.3221	0	0.3221	0	0.0000	0	0.0000	70000
	Manisha Oswal	AABPO2480K	1	52500	0	0	52500	0.2416	52500	0	52500	0.2416	0	0.2416	0	0.0000	0	0.0000	52500
	Ritu Oswal	AABPO2484P	1	17500	0	0	17500	0.0805	17500	0	17500	0.0805	0	0.0805	0	0.0000	0	0.0000	17500
	Monica Oswal	AABPO2483L	1	1050	0	0	1050	0.0048	1050	0	1050	0.0048	0	0.0048	0	0.0000	0	0.0000	1050
	Ruchika Oswal	AABPO2482M	1	1050	0	0	1050	0.0048	1050	0	1050	0.0048	0	0.0048	0	0.0000	0	0.0000	1050
(b)	Central Government / State Government(s)		0	0	0	0	0	0.0000	0	0	0	0.0000	0	0.0000	0	0.0000	0	0.0000	0
(c)	Financial Institutions / Banks		0	0	0	0	0	0.0000	0	0	0	0.0000	0	0.0000	0	0.0000	0	0.0000	0
(d)	Any Other (Specify)		10	13150233	0	0	13150233	60.5107	13150233	0	13150233	60.5107	0	60.5107	4346414	33.052	0	0.0000	13150233
	Bodies Corporate		10	13150233	0	0	13150233	60.5107	13150233	0	13150233	60.5107	0	60.5107	4346414	33.052	0	0.0000	13150233
	Sidhant And Mannat Company Limited	AASCS0147D	1	5229714	0	0	5229714	24.0645	5229714	0	5229714	24.0645	0	24.0645	2173207	41.5550	0	0.0000	5229714
	Simran And Shanaya Company Limited	AASCS0141F	1	4404000	0	0	4404000	20.2650	4404000	0	4404000	20.2650	0	20.2650	2173207	49.3462	0	0.0000	4404000
	Nahar Capital And Financial Services Ltd	AACCN2866Q	1	1651215	0	0	1651215	7.5981	1651215	0	1651215	7.5981	0	7.5981	0	0.0000	0	0.0000	1651215
	Nagdevi Trading & Investment Co. Ltd.	AAACN1563A	1	1185150	0	0	1185150	5.4535	1185150	0	1185150	5.4535	0	5.4535	0	0.0000	0	0.0000	1185150
	Vanaik Investors Ltd.	AAACV0052E	1	409273	0	0	409273	1.8833	409273	0	409273	1.8833	0	1.8833	0	0.0000	0	0.0000	409273
	Vanaik Spinning Mills Ltd.	AAACV5323J	1	95842	0	0	95842	0.4410	95842	0	95842	0.4410	0	0.4410	0	0.0000	0	0.0000	95842




	Atam Vallabh Financiers Ltd.	AAACA2847G	1	67106	0	0	67106	0.3088	67106	0	67106	0.3088	0	0.3088	0	0.0000	0	0.0000	67106
	Oswal Woolen Mills Ltd.	AAACO1973F	1	58173	0	0	58173	0.2677	58173	0	58173	0.2677	0	0.2677	0	0.0000	0	0.0000	58173
	Vardhman Investments Ltd.	AAACV1587G	1	49718	0	0	49718	0.2288	49718	0	49718	0.2288	0	0.2288	0	0.0000	0	0.0000	49718
	Neha Credit & Investment Pvt. Ltd.	AAACN0764H	1	42	0	0	42	0.0002	42	0	42	0.0002	0	0.0002	0	0.0000	0	0.0000	42
	<b>Sub Total (A)(1)</b>		<b>22</b>	<b>14058938</b>	<b>0</b>	<b>0</b>	<b>14058938</b>	<b>64.6921</b>	<b>14058938</b>	<b>0</b>	<b>14058938</b>	<b>64.6921</b>	<b>0</b>	<b>64.6921</b>	<b>4346414</b>	<b>30.9157</b>	<b>0</b>	<b>0</b>	<b>14058938</b>
<b>2</b>	<b>Foreign</b>																		
	Individuals (Non-Resident Individuals / Foreign Individuals)		0	0	0	0	0	0.0000	0	0	0	0.0000	0	0.0000	0	0.0000	0	0.0000	0
	(a) Government		0	0	0	0	0	0.0000	0	0	0	0.0000	0	0.0000	0	0.0000	0	0.0000	0
	(c) Institutions		0	0	0	0	0	0.0000	0	0	0	0.0000	0	0.0000	0	0.0000	0	0.0000	0
	(d) Foreign Portfolio Investor		0	0	0	0	0	0.0000	0	0	0	0.0000	0	0.0000	0	0.0000	0	0.0000	0
	(e) Any Other (Specify)		0	0	0	0	0	0.0000	0	0	0	0.0000	0	0.0000	0	0.0000	0	0.0000	0
	<b>Sub Total (A)(2)</b>		<b>0</b>	<b>0</b>	<b>0</b>	<b>0</b>	<b>0</b>	<b>0.0000</b>	<b>0</b>	<b>0</b>	<b>0</b>	<b>0.0000</b>	<b>0</b>	<b>0.0000</b>	<b>0</b>	<b>0.0000</b>	<b>0</b>	<b>0.0000</b>	<b>0</b>
	<b>Total Shareholding Of Promoter And Promoter Group (A)= (A)(1)+(A)(2)</b>		<b>22</b>	<b>14058938</b>	<b>0</b>	<b>0</b>	<b>14058938</b>	<b>64.6921</b>	<b>14058938</b>	<b>0</b>	<b>14058938</b>	<b>64.6921</b>	<b>0</b>	<b>64.6921</b>	<b>4346414</b>	<b>30.9157</b>	<b>0</b>	<b>0</b>	<b>14058938</b>





**MONTE CARLO FASHIONS LIMITED (CIN:L51494PB2008PLC032059)**
**Table III - Statement showing shareholding pattern of the Public shareholder**

	Category & Name of the shareholders	PAN	Nos. of shareholders	No. of fully paid up equity shares held	Partly paid-up equity shares held	No. of shares underlying Depository Receipts	Total nos. shares held	Shareholding % calculated as per SCRR, 1957 As a % of (A+B+C2)	Number of Voting Rights held in each class of securities			No. of Shares Underlying Outstanding convertible securities (including Warrants)	Shareholding , as a % assuming full conversion of convertible securities ( as a percentage of diluted share capital)	Number of Locked in shares		Number of Shares pledged or otherwise encumbered		Number of equity shares held in dematerialised form	
									No of Voting Rights					Total as a % of (A+B+C)	No. (a)	As a % of total Shares held(b)	No. (a)		As a % of total Shares held(b)
									Class eg: X	Class eg: y	Total								
	(I)	(II)	(III)	(IV)	(V)	(VI)	(VII) = (IV)+(V)+ (VI)	(VIII) As a % of (A+B+C2)	(IX)			(X)	(XI)= (VII)+(X) As a % of (A+B+C2)	(XII)		(XIII)		(XIV)	
1	Institutions																		
(a)	Mutual Fund		3	628876	0	0	628876	2.8938	628876	0	628876	2.8938	0	2.8938	0	0.0000	NA	NA	628876
	Birla Sun Life Trustee Company Private Limited	AAATB0102C		628876	0	0	628876	2.8938	628876	0	628876	2.8938	0	2.8938	0	0.0000	NA	NA	628876
(b)	Venture Capital Funds		0	0	0	0	0	0.0000	0	0	0	0.0000	0	0.0000	0	0.0000	NA	NA	0
(c)	Alternate Investment Funds		0	0	0	0	0	0.0000	0	0	0	0.0000	0	0.0000	0	0.0000	NA	NA	0
(d)	Foreign Venture Capital Investors		0	0	0	0	0	0.0000	0	0	0	0.0000	0	0.0000	0	0.0000	NA	NA	0
(e)	Foreign Portfolio Investor		5	853031	0	0	853031	3.9252	853031	0	853031	3.9252	0	3.9252	0	0.0000	NA	NA	853031
	Goldman Sachs India Limited	AADCG0260C		791459	0	0	791459	3.6419	791459	0	791459	3.6419	0	3.6419	0	0.0000	NA	NA	791459
(f)	Financial Institutions / Banks		2	10575	0	0	10575	0.0487	10575	0	10575	0.0487	0	0.1487	0	0	NA	NA	10575
(g)	Insurance Companies		0	0	0	0	0	0.0000	0	0	0	0.0000	0	0.0000	0	0.0000	NA	NA	0
(h)	Provident Funds/ Pension Funds		0	0	0	0	0	0.0000	0	0	0	0.0000	0	0.0000	0	0.0000	NA	NA	0
(i)	Any Other (Specify)		0	0	0	0	0	0.0000	0	0	0	0.0000	0	0.0000	0	0.0000	NA	NA	0
	Sub Total (B)(1)		10	1492482	0	0	1492482	6.8676	1492482	0	1492482	6.8676	0	6.8676	0	0	NA	NA	1492482
2	Central Government/ State Government(s)/ President of India																		
	Sub Total (B)(2)		0	0	0	0	0	0.0000	0	0	0	0.0000	0	0.0000	0	0.0000	NA	NA	0
3	Non-Institutions																		
(a)	Individuals																		
	i. Individual shareholders holding nominal share capital up to Rs. 2 lakhs.		35175	1951485	0	0	1951485	8.9798	1951485	0	1951485	8.9798	0	8.9798	0	0.0000	NA	NA	1921974



	ii. Individual shareholders holding nominal share capital in excess of Rs. 2 lakhs.		1	25000	0	0	25000	0.115	25000	0	25000	0.115	0	0.115	0	0.0000	NA	NA	25000
(b)	NBFCs registered with RBI		0	0	0	0	0	0.0000	0	0	0	0.0000	0	0.0000	0	0.0000	NA	NA	0
(c)	Employee Trusts		0	0	0	0	0	0.0000	0	0	0	0.0000	0	0.0000	0	0.0000	NA	NA	0
(d)	Overseas Depositories(holding DRs) (balancing figure)		0	0	0	0	0	0.0000	0	0	0	0.0000	0	0.0000	0	0.0000	NA	NA	0
(e)	Any Other (Specify)		3071	4204159	0	0	4204159	19.3454	4204159	0	4204159	19.3454	0	19.3454	0	0.0000	NA	NA	4198909
	Directors and their relatives		1	1000	0	0	1000	0.0046	1000	0	1000	0.0046	0	0.0046	0	0.0000	NA	NA	1000
	Trusts		2	201825	0	0	201825	0.9287	201825	0	201825	0.9287	0	0.9287	0	0.0000	NA	NA	201825
	Hindu Undivided Family		2418	121841	0	0	121841	0.5607	121841	0	121841	0.5607	0	0.5607	0	0.0000	NA	NA	121841
	Foreign Companies		1	2376570	0	0	2376570	10.9358	2376570	0	2376570	10.9358	0	10.9358	0	0.0000	NA	NA	2376570
	Kanchi Investments Limited	AAECK7742C		2376570	0	0	2376570	10.9358	2376570	0	2376570	10.9358	0	10.9358	0	0.0000	NA	NA	2376570
	Non Resident Indians (Non Repat)		70	19465	0	0	19465	0.0896	19465	0	19465	0.0896	0	0.0896	0	0.0000	NA	NA	19465
	Non Resident Indians (Repat)		151	36846	0	0	36846	0.1695	36846	0	36846	0.1695	0	0.1695	0	0.0000	NA	NA	36846
	Clearing Member		158	62642	0	0	62642	0.2882	62642	0	62642	0.2882	0	0.2882	0	0.0000	NA	NA	62642
	Bodies Corporate		270	1383970	0	0	1383970	6.3683	1383970	0	1383970	6.3683	0	6.3683	0	0.0000	NA	NA	1378720
	ICICI Prudential Life Insurance Company Ltd	AAACI7351P		395354	0	0	395354	1.8192	395354	0	395354	1.8192	0	1.8192	0	0.0000	NA	NA	395354
	Aditya Birla Private Equity Trust	AACTA4226E		341159	0	0	341159	1.5698	341159	0	341159	1.5698	0	1.5698	0	0.0000	NA	NA	341159
	Sub Total (B)(3)		38247	6180644	0	0	6180644	28.4402	6180644	0	6180644	28.4402	0	28.4402	0	0.0000	NA	NA	6145883
	Total Public Shareholding (B)= (B)(1)+(B)(2)+(B)(3)		38257	7673126	0	0	7673126	35.3079	7673126	0	7673126	35.3079	0	35.3079	0	0.0000	NA	NA	7638365

\*Birla Sun Life Trustee Company Private Limited (PAN: AAATB0102C) holds 303,276 (1.3955%), 300,000 (1.3804%) and 25,600 (0.1178%) Equity Shares in its three different Accounts i.e Birla Sun Life Pure Value Funds, Birla Sun Life Small and Midcap Fund and Birla Sun Life Emerging Leaders Fund-Series 3 respectively.






**MONTE CARLO FASHIONS LIMITED (CIN:L51494PB2008PLC032059)**

**Table IV - Statement showing shareholding pattern of the Non Promoter- Non Public shareholder**

	Category & Name of the shareholders	PAN	Nos. of shareholders	No. of fully paid up equity shares held	Partly paid-up equity shares held	No. of shares underlying Depository Receipts	Total nos. shares held	Shareholding % calculated as per SCRR, 1957 As a % of (A+B+C2)	Number of Voting Rights held in each class of securities			No. of Shares Underlying Outstanding convertible securities (including Warrants)	Shareholding, as a % assuming full conversion of convertible securities (as a percentage of diluted share capital)	Number of Locked in shares		Number of Shares pledged or otherwise encumbered		Number of equity shares held in dematerialised form	
									No of Voting Rights					Total as a % of (A+B+C)	No. (a)	As a % of total Shares held(b)	No. (a)		As a % of total Shares held(b)
									Class eg: X	Class eg: y	Total								
	(I)	(II)	(III)	(IV)	(V)	(VI)	(VII) = (IV)+(V)+ (VI)	(VIII) As a % of (A+B+C2)	(IX)			(X)	(XI) = (VII)+(X) As a % of (A+B+C2)	(XII)		(XIII)		(XIV)	
1	Custodian/DR Holder		0	0	0	0	0	0.0000	0	0	0	0.0000	0	0.0000	0	0.0000	NA	NA	0
2	Employee Benefit Trust (under SEBI (Share based Employee Benefit) Regulations, 2014)		0	0	0	0	0	0.0000	0	0	0	0.0000	0	0.0000	0	0.0000	NA	NA	0
	Total Non-Promoter- Non Public Shareholding (C)= (C)(1)+(C)(2)		0	0	0	0	0	0.0000	0	0	0	0.0000	0	0.0000	0	0.0000	NA	NA	0

For Monte Carlo Fashions Ltd.

  
Company Secretary