


Introductory sub-table (I)(a)


| | | | |
|---|------------------------|---|--|
| Name of the Company: MONTE CARLO FASHIONS LIMITED | | | |
| BSE Scrip Code: 538836 | NSE Symbol: MONTECARLO | Class of Security: EQUITY | |
| Quarter Ended: 30.06.2015 | | | |
| Partly paid-up shares:- | | As a % of total no. of partly paid-up shares | As a % of total no. of shares of the company |
| Held by promoter/promoter group | 0 | 0 | 0 |
| Held by public | 0 | 0 | 0 |
| Total | 0 | 0 | 0 |
| Outstanding convertible securities:- No. of outstanding securities | | | |
| | | As a % of total no. of outstanding convertible securities | As a % of total no. of shares of the company, assuming full conversion of the convertible securities |
| Held by promoter/promoter group | 0 | 0 | 0 |
| Held by public | 0 | 0 | 0 |
| Total | 0 | 0 | 0 |
| Warrants:- | | | |
| | | No. of warrants | As a % of total no. of warrants |
| | | | As a % of total no. of shares of the company, assuming full conversion of warrants |
| Held by promoter/promoter group | 0 | 0 | 0 |
| Held by public | 0 | 0 | 0 |
| Total | 0 | 0 | 0 |
| Total paid-up capital of the company, assuming full conversion of warrants and convertible securities | | | |
| 21,732,064 | | | |




Statement Showing Shareholding Pattern

Table (I)(a)


| Category code | Category of Shareholder | Number of Shareholders | Total number of shares | Number of shares held in dematerialized form | Total shareholding as a percentage of total number of shares | | Number of shares | As a percentage |
|---------------|--|------------------------|------------------------|--|--|----------------------------|------------------|------------------------|
| | | | | | As a percentage of(A+B) ¹ | As a percentage of (A+B+C) | | |
| (I) | (II) | (III) | (IV) | (V) | (VI) | (VII) | (VIII) | (IX) = (VIII)/(IV)*100 |
| (A) | Shareholding of Promoter and Promoter Group ² | | | | | | | |
| 1 | Indian | | | | | | | |
| (a) | Individuals/ Hindu Undivided Family | 5 | 328622 | 328622 | 1.51 | 1.51 | 0 | 0.00 |
| (b) | Central Government/ State Government(s) | 0 | 0 | 0 | 0.00 | 0.00 | 0 | 0.00 |
| (c) | Bodies Corporate | 10 | 12952921 | 12952921 | 59.60 | 59.60 | 0 | 0.00 |
| (d) | Financial Institutions/ Banks | 0 | 0 | 0 | 0.00 | 0.00 | 0 | 0.00 |
| (e) | Any Others(Specify) | | | | | | | |
| (e-i) | Relatives of Promoters | 7 | 580083 | 580083 | 2.67 | 2.67 | 0 | 0.00 |
| | Sub Total(A)(I) | 22 | 13861626 | 13861626 | 63.78 | 63.78 | 0 | 0.00 |
| 2 | Foreign | | | | | | | |
| a | Individuals (Non-Residents Individuals/ | 0 | 0 | 0 | 0.00 | 0.00 | 0 | 0.00 |
| b | Bodies Corporate | 0 | 0 | 0 | 0.00 | 0.00 | 0 | 0.00 |
| c | Institutions | 0 | 0 | 0 | 0.00 | 0.00 | 0 | 0.00 |
| d | Qualified Foreign Investor | 0 | 0 | 0 | 0.00 | 0.00 | 0 | 0.00 |
| e | Any Others(Specify) | | | | | | | |
| e-i | | | | | | | | |
| | Sub Total(A)(2) | 0 | 0 | 0 | 0 | 0 | 0 | 0 |
| | Total Shareholding of Promoter and Promoter Group (A) = (A)(I)+(A)(2) | 22 | 13861626 | 13861626 | 63.78 | 63.78 | 0 | 0.00 |



| | | | | | | | | | | |
|--|--|--------------|-----------------|-----------------|---------------|---------------|-----------|-----------|--|--|
| | (B) Public shareholding | | | | | | | | | |
| | 1 Institutions | | | | | | | | | |
| | (a) Mutual Funds/ UTI | 18 | 1165844 | 1165844 | 5.36 | 5.36 | NA | NA | | |
| | (b) Financial Institutions / Banks | 2 | 6912 | 6912 | 0.03 | 0.03 | NA | NA | | |
| | (c) Central Government/ State Government(s) | 0 | 0 | 0 | 0.00 | 0.00 | NA | NA | | |
| | (d) Venture Capital Funds | 0 | 0 | 0 | 0.00 | 0.00 | NA | NA | | |
| | (e) Insurance Companies | 0 | 0 | 0 | 0.00 | 0.00 | NA | NA | | |
| | (f) Foreign Institutional Investors | 7 | 939514 | 939514 | 4.32 | 4.32 | NA | NA | | |
| | (g) Foreign Venture Capital Investors | 0 | 0 | 0 | 0.00 | 0.00 | NA | NA | | |
| | (h) Qualified Foreign Investor | 0 | 0 | 0 | 0.00 | 0.00 | NA | NA | | |
| | (1) Any Other (specify) | | | | | | | | | |
| | Sub-Total (B)(1) | 27 | 2112270 | 2112270 | 9.72 | 9.72 | NA | NA | | |
| | B 2 Non-institutions | | | | | | | | | |
| | (a) Bodies Corporate | 317 | 3635154 | 3580292 | 16.73 | 16.73 | NA | NA | | |
| | (b) Individuals | | | | | | | | | |
| | I | | | | | | | | | |
| | i. Individual shareholders holding nominal share capital up to Rs 1 lakh | 53051 | 1747904 | 1731223 | 8.04 | 8.04 | NA | NA | | |
| | II | | | | | | | | | |
| | ii. Individual shareholders holding nominal share capital in excess of Rs. 1 lakh. | 6 | 83990 | 67428 | 0.39 | 0.39 | NA | NA | | |
| | (c) | | | | | | | | | |
| | Qualified Foreign Investor (Foreign Portfolio Investor-Corporate) | 0 | 0 | 0 | 0.00 | 0.00 | NA | NA | | |
| | (d) | | | | | | | | | |
| | Any Other (specify) | | | | | | | | | |
| | (d-i) | | | | | | | | | |
| | Trust | 2 | 248782 | 248782 | 1.14 | 1.14 | NA | NA | | |
| | (d-ii) | | | | | | | | | |
| | Clearing Member | 175 | 22906 | 22906 | 0.11 | 0.11 | NA | NA | | |
| | (d-iii) | | | | | | | | | |
| | Foreign Nationals | 116 | 19432 | 19432 | 0.09 | 0.09 | NA | NA | | |
| | Sub-Total (B)(2) | 53667 | 5758168 | 5670063 | 26.50 | 26.50 | NA | NA | | |
| | (B) | | | | | | | | | |
| | Total Public Shareholding (B)= | | | | | | | | | |
| | (B)(1)+(B)(2) | 53694 | 7870438 | 7782333 | 36.22 | 36.22 | NA | NA | | |
| | TOTAL (A)+(B) | 53716 | 21732064 | 21643959 | 100.00 | 100.00 | NA | NA | | |




| (C) | Shares held by Custodians and against which Depository Receipts have been issued | | | | | | | | | | |
|-----|--|-------|----------|----------|--------|--------|----|------|--|--|--|
| 1 | Promoter and Promoter Group | 0 | 0 | 0 | 0 | 0.00 | NA | NA | | | |
| 2 | Public | 0 | 0 | 0 | 0 | 0.00 | NA | NA | | | |
| | Sub-Total (C) | 0 | 0 | 0 | 0 | 0 | NA | NA | | | |
| | GRAND TOTAL (A)+(B)+(C) | 53716 | 21732064 | 21643959 | 100.00 | 100.00 | 0 | 0.00 | | | |
| | | | | | | | | | | | |
| | | | | | | | | | | | |
| | | | | | | | | | | | |
| | | | | | | | | | | | |
| | | | | | | | | | | | |




(1)(b) Statement showing holding of securities (including shares, warrants, convertible securities) of persons belonging to the category "Promoter and Promoter Group"

| Sr. No. | Name of the shareholder | Details of Shares held | | | Encumbered shares (*) | | | Details of warrants | | | Details of convertible securities | | Total shares (including underlying shares assuming full conversion of warrants and convertible securities) as a % of diluted share capital |
|---------|--|------------------------|-----------------------------------|-----|-----------------------------------|--|-------------------------|---|---------------------------------------|---|-----------------------------------|---|--|
| | | Number of shares held | As a % of grand total (A)+(B)+(C) | No. | As a percentage (VI)=(V)/(II)*100 | As a % of grand total (A)+(B)+(C) of sub-clause (I)(a) | Number of warrants held | As a % total number of warrants of the same class | Number of convertible securities held | As a % total number of convertible securities of the same class | | | |
| (I) | (II) | (III) | (IV) | (V) | (VI)=(V)/(II)*100 | (VII) | (VIII) | (IX) | (X) | (XI) | (XII) | | |
| 1 | SIDHANT AND MANNAT COMPANY LIMITED | 4404000 | 20.26 | 0 | 0.00 | 0.00 | 0 | 0 | 0 | 0 | 0 | 0 | |
| 2 | SIMRAN AND SHANAYA COMPANY LIMITED | 4404000 | 20.26 | 0 | 0.00 | 0.00 | 0 | 0 | 0 | 0 | 0 | 0 | |
| 3 | NAHAR CAPITAL & FINANCIAL SERVICES LIMITED | 1595390 | 7.34 | 0 | 0.00 | 0.00 | 0 | 0 | 0 | 0 | 0 | 0 | |
| 4 | NAGDEVI TRADING & INVESTMENT COMPANY LIMITED | 1185150 | 5.45 | 0 | 0.00 | 0.00 | 0 | 0 | 0 | 0 | 0 | 0 | |
| 5 | GIRNAR INVESTMENT LIMITED | 825714 | 3.80 | 0 | 0.00 | 0.00 | 0 | 0 | 0 | 0 | 0 | 0 | |




| | | | | | | | | | | | | | | | | | | | |
|--------------|--|-----------------|--------------|----------|-------------|-------------|----------|----------|----------|----------|----------|----------|----------|----------|----------|----------|----------|----------|----------|
| 6 | VANAIAK INVESTORS LIMITED | 409273 | 1.88 | 0 | 0.00 | 0.00 | 0 | 0 | 0 | 0 | 0 | 0 | 0 | 0 | 0 | 0 | 0 | 0 | 0 |
| 7 | TANVI OSWAL | 175000 | 0.81 | 0 | 0.00 | 0.00 | 0 | 0 | 0 | 0 | 0 | 0 | 0 | 0 | 0 | 0 | 0 | 0 | 0 |
| 8 | KAMAL OSWAL | 109112 | 0.50 | 0 | 0.00 | 0.00 | 0 | 0 | 0 | 0 | 0 | 0 | 0 | 0 | 0 | 0 | 0 | 0 | 0 |
| 9 | JAWAHAR LAL OSWAL | 108787 | 0.50 | 0 | 0.00 | 0.00 | 0 | 0 | 0 | 0 | 0 | 0 | 0 | 0 | 0 | 0 | 0 | 0 | 0 |
| 10 | DINESH OSWAL | 108623 | 0.50 | 0 | 0.00 | 0.00 | 0 | 0 | 0 | 0 | 0 | 0 | 0 | 0 | 0 | 0 | 0 | 0 | 0 |
| 11 | ABHILASH OSWAL | 107583 | 0.50 | 0 | 0.00 | 0.00 | 0 | 0 | 0 | 0 | 0 | 0 | 0 | 0 | 0 | 0 | 0 | 0 | 0 |
| 12 | SAMBHAV OSWAL | 87500 | 0.40 | 0 | 0.00 | 0.00 | 0 | 0 | 0 | 0 | 0 | 0 | 0 | 0 | 0 | 0 | 0 | 0 | 0 |
| 13 | ABHINAV OSWAL | 70000 | 0.32 | 0 | 0.00 | 0.00 | 0 | 0 | 0 | 0 | 0 | 0 | 0 | 0 | 0 | 0 | 0 | 0 | 0 |
| 14 | RISHABH OSWAL | 70000 | 0.32 | 0 | 0.00 | 0.00 | 0 | 0 | 0 | 0 | 0 | 0 | 0 | 0 | 0 | 0 | 0 | 0 | 0 |
| 15 | ATAM VALLABH FINANCIERS LIMITED | 67106 | 0.31 | 0 | 0.00 | 0.00 | 0 | 0 | 0 | 0 | 0 | 0 | 0 | 0 | 0 | 0 | 0 | 0 | 0 |
| 16 | MANISHA OSWAL | 52500 | 0.24 | 0 | 0.00 | 0.00 | 0 | 0 | 0 | 0 | 0 | 0 | 0 | 0 | 0 | 0 | 0 | 0 | 0 |
| 17 | VARDHMAN INVESTMENTS LIMITED | 49718 | 0.23 | 0 | 0.00 | 0.00 | 0 | 0 | 0 | 0 | 0 | 0 | 0 | 0 | 0 | 0 | 0 | 0 | 0 |
| 18 | RTU OSWAL | 17500 | 0.08 | 0 | 0.00 | 0.00 | 0 | 0 | 0 | 0 | 0 | 0 | 0 | 0 | 0 | 0 | 0 | 0 | 0 |
| 19 | OSWAL WOOLEN MILLS LIMITED | 12528 | 0.06 | 0 | 0.00 | 0.00 | 0 | 0 | 0 | 0 | 0 | 0 | 0 | 0 | 0 | 0 | 0 | 0 | 0 |
| 20 | MONICA OSWAL | 1050 | 0.00 | 0 | 0.00 | 0.00 | 0 | 0 | 0 | 0 | 0 | 0 | 0 | 0 | 0 | 0 | 0 | 0 | 0 |
| 21 | RUCHIKA OSWAL | 1050 | 0.00 | 0 | 0.00 | 0.00 | 0 | 0 | 0 | 0 | 0 | 0 | 0 | 0 | 0 | 0 | 0 | 0 | 0 |
| 22 | NEHA CREDIT & INVESTMENT PRIVATE LIMITED | 42 | 0.00 | 0 | 0.00 | 0.00 | 0 | 0 | 0 | 0 | 0 | 0 | 0 | 0 | 0 | 0 | 0 | 0 | 0 |
| TOTAL | | 13861626 | 63.78 | 0 | 0.00 | 0.00 | 0 | 0 | 0 | 0 | 0 | 0 | 0 | 0 | 0 | 0 | 0 | 0 | 0 |

(*) The term "encumbrance" has the same meaning as assigned to it in regulation 28(3) of the SAST Regulations, 2011




(D)(c)(i) Statement showing holding of securities (including shares, warrants, convertible securities) of persons belonging to the category "Public" and holding more than 1% of the total number of shares

| Sr. No. | Name of the shareholder | Number of shares held | Shares as a percentage of total number of shares i.e., Grand Total (A)+(B)+(C) indicated in Statement at para (I)(a) above} | Details of warrants | | Details of convertible securities | | Total shares (including underlying shares assuming full conversion of warrants and convertible securities) as % of diluted share capital |
|--------------|--|-----------------------|---|-------------------------|---|---------------------------------------|--|--|
| | | | | Number of warrants held | As a % total number of warrants of the same class | Number of convertible securities held | % w.r.t total number of convertible securities of the same class | |
| 1 | Kanchi Investments Limited | 2376570 | 10.94 | 0 | 0 | 0 | 0 | 0 |
| 2 | Birla Sun Life Trustee Company Private Ltd. A/c Birla Sun Life Midcap Fund | 986234 | 4.54 | 0 | 0 | 0 | 0 | 0 |
| 3 | Goldman Sachs India Fund Ltd. | 469881 | 2.16 | 0 | 0 | 0 | 0 | 0 |
| 4 | Aditya Birla Private Equity Trust | 341159 | 1.57 | 0 | 0 | 0 | 0 | 0 |
| 5 | DB International(ASIA) Ltd. | 282003 | 1.30 | 0 | 0 | 0 | 0 | 0 |
| 6 | ICI Prudential Life Insurance Company Ltd. | 279888 | 1.29 | 0 | 0 | 0 | 0 | 0 |
| TOTAL | | 4735735 | 21.79 | 0 | 0 | 0 | 0 | 0 |



(D)(c)(ii) Statement showing holding of securities (including shares, warrants, convertible securities) of persons (together with PAC) belonging to the category "Public" and holding more than 5% of the total number of shares of the company

| Sr. No. | Name(s) of the shareholder(s) and the Persons Acting in Concert (PAC) with them | Number of shares | Shares as a percentage of total number of shares i.e., Grand Total (A)+(B)+(C) indicated in Statement at para (I)(a) above) | Details of warrants | | Details of convertible securities | | Total shares (including underlying shares assuming full conversion of warrants and convertible securities) as a % of diluted share capital |
|--------------|---|------------------|---|-------------------------|---|---------------------------------------|--|--|
| | | | | Number of warrants held | As a % total number of warrants of the same class | Number of convertible securities held | % w.r.t total number of convertible securities of the same class | |
| 1 | Kanchi Investments Limited | 2376570 | 10.94 | 0 | 0 | 0 | 0 | 0 |
| | | | | | | | | |
| | | | | | | | | |
| TOTAL | | 2376570 | 10.94 | 0 | 0 | 0 | 0 | 0 |



(I)(d) Statement showing details of locked-in shares

| Sr. No. | Name of the shareholder | Number of locked-in shares | Locked-in shares as a percentage of total number of shares {i.e., Grand Total (A)+(B)+(C) indicated in Statement at para (I)(a) above} |
|---------|--|----------------------------|--|
| 1 | Abhilash Oswal | 107583 | 0.50 |
| 2 | Abhinav Oswal | 70000 | 0.32 |
| 3 | Adishwar Enterprises LLP | 37012 | 0.17 |
| 4 | Atam Vallabh Financiers Limited | 67106 | 0.31 |
| 5 | Chanchal Juneja | 140 | 0.00 |
| 6 | Devakar Investment & Trading Co. Pvt. Ltd. | 12600 | 0.06 |
| 7 | Dharam Bir | 42 | 0.00 |
| 8 | Dinesh Oswal | 108623 | 0.50 |
| 9 | Gimar Investments Limited | 825714 | 3.80 |
| 10 | Gopal Dass Gupta | 44 | 0.00 |
| 11 | Gurcharan Dass Gupta | 44 | 0.00 |
| 12 | Jag Vallabh Paras Nath Capital Inv.(P) | 5250 | 0.02 |
| 13 | Jawahar Lal Oswal | 108787 | 0.50 |
| 14 | Kamal Oswal | 109112 | 0.50 |
| 15 | Kanchi Investments Limited | 2376570 | 10.94 |
| 16 | Kapil Kumar Jain | 263 | 0.00 |
| 17 | Komal Jain | 42 | 0.00 |
| 18 | Manisha Oswal | 52500 | 0.24 |
| 19 | Monica Oswal | 1050 | 0.00 |
| 20 | Nagdevi Trading & Investment Co. Limited | 1185150 | 5.45 |
| 21 | Nahar Capital And Financial Services Limited | 1575000 | 7.25 |
| 22 | Narayan Dass Jain | 746 | 0.00 |
| 23 | Neha Credit & Investment Pvt. Ltd. | 42 | 0.00 |
| 24 | Pavittar Kumar Jain | 42 | 0.00 |
| 25 | Rattan Chand Oswal Memorial Trust | 190 | 0.00 |
| 26 | Rishabh Oswal | 70000 | 0.32 |
| 27 | Ritu Oswal | 17500 | 0.08 |
| 28 | Ruchika Oswal | 1050 | 0.00 |
| 29 | Sambhav Oswal | 87500 | 0.40 |
| 30 | Sanjay Jakheta | 1366 | 0.01 |
| 31 | Santosh Kanta Jain | 2940 | 0.01 |
| 32 | Ajit Kumar Jain | 42 | 0.00 |
| 33 | Ajudhiya Prasad Rangra | 26 | 0.00 |
| 34 | Anil Kumar Arora | 1260 | 0.01 |
| 35 | Arvind Kumar Jain | 42 | 0.00 |
| 36 | Ashok Kumar Oswal | 84 | 0.00 |
| 37 | Atam Parkash Jain | 130 | 0.00 |
| 38 | Babu Ram Mahajan | 52 | 0.00 |



| | | | |
|----|------------------------|------|------|
| 39 | Baldev Kumar | 658 | 0.00 |
| 40 | Baldev Raj Jain | 210 | 0.00 |
| 41 | Banarso Devi Oswal | 84 | 0.00 |
| 42 | Bhupinder Jain | 316 | 0.00 |
| 43 | Chaman Lal Jain | 130 | 0.00 |
| 44 | Chamba Lal Jain | 130 | 0.00 |
| 45 | Chander Bhushan Jain | 130 | 0.00 |
| 46 | Dharam Pal Jain | 42 | 0.00 |
| 47 | Din Dayal Sahi | 42 | 0.00 |
| 48 | Faqir Chand | 42 | 0.00 |
| 49 | Jaikaran Singh | 42 | 0.00 |
| 50 | Jawahar Lal Jain | 88 | 0.00 |
| 51 | Joginder Pal Jain | 88 | 0.00 |
| 52 | Kailash Chander Jain | 42 | 0.00 |
| 53 | Kapil Kumar Jain | 263 | 0.00 |
| 54 | Karam Chand Jain | 64 | 0.00 |
| 55 | Kashmiri Lal Jain | 130 | 0.00 |
| 56 | Kasturi Lal Jain | 130 | 0.00 |
| 57 | Kewal Kumar Sharma | 42 | 0.00 |
| 58 | Kimti Lal Jain | 1050 | 0.00 |
| 59 | L.C. Gupta | 4 | 0.00 |
| 60 | Manav Gulati | 42 | 0.00 |
| 61 | Narinder Kumar Jain | 42 | 0.00 |
| 62 | Narinder Kumar Jain | 472 | 0.00 |
| 63 | Raj Kumar Jain | 130 | 0.00 |
| 64 | Raj Kumar Jain | 42 | 0.00 |
| 65 | Raj Kumar Jain | 52 | 0.00 |
| 66 | Rajeev Kumar Jain | 52 | 0.00 |
| 67 | Rajinder Kumar Jain | 280 | 0.00 |
| 68 | Rakesh Jain | 88 | 0.00 |
| 69 | Ram Bharose Lal | 78 | 0.00 |
| 70 | Ram Kumar Chopra | 80 | 0.00 |
| 71 | Ram Paul | 42 | 0.00 |
| 72 | Ram Rattan Sethi | 42 | 0.00 |
| 73 | Rikhab Dass Jain | 130 | 0.00 |
| 74 | Romesh Chand | 42 | 0.00 |
| 75 | S. H. Quadri | 64 | 0.00 |
| 76 | Sagar Chand Jain | 556 | 0.00 |
| 77 | Sat Paul Nijhawan | 42 | 0.00 |
| 78 | Shri Paul Jain | 262 | 0.00 |
| 79 | Shri Paul Oswal | 78 | 0.00 |
| 80 | Sudarshan Dass Gupta | 44 | 0.00 |
| 81 | Sudarshan Kumar Sharma | 42 | 0.00 |
| 82 | Sudesh Kumar Punni | 1312 | 0.01 |




| | | | |
|-----|---------------------------------|-----------------|--------------|
| 83 | Sukhdev Kumar Jain | 526 | 0.00 |
| 84 | Sunil Kumar Jain | 42 | 0.00 |
| 85 | Surinder Mohan Jain | 42 | 0.00 |
| 86 | Sushil Kumar Jain | 148 | 0.00 |
| 87 | Tek Chand Jain | 132 | 0.00 |
| 88 | Umang Joshi | 130 | 0.00 |
| 89 | Vidya Sagar Jain | 42 | 0.00 |
| 90 | Vinod Kumar Gupta | 42 | 0.00 |
| 91 | Vipin Jain | 42 | 0.00 |
| 92 | Yash Paul Jain | 1348 | 0.01 |
| 93 | Yash Paul Jain | 42 | 0.00 |
| 94 | Sidhant and Mannat Company Ltd. | 4404000 | 20.26 |
| 95 | Simran and Shanaya Company Ltd. | 4404000 | 20.26 |
| 96 | Darshana Rani | 70 | 0.00 |
| 97 | Gunmala Jain | 526 | 0.00 |
| 98 | Kailash Rani Jain | 332 | 0.00 |
| 99 | Neelam Jain | 282 | 0.00 |
| 100 | Nirmal Kumari Oswal | 16562 | 0.08 |
| 101 | Phulla Wanti | 130 | 0.00 |
| 102 | Shakun Oswal | 210 | 0.00 |
| 103 | Vaneeta Jain | 2572 | 0.01 |
| 104 | Manvati | 130 | 0.00 |
| 105 | Sudesh Jain | 42 | 0.00 |
| 106 | Sunit Kumar Jain | 280 | 0.00 |
| 107 | Tanvi Oswal | 175000 | 0.81 |
| 108 | Vanaik Investors Ltd. | 409273 | 1.88 |
| 109 | Vardhman Investments Ltd. | 49718 | 0.23 |
| | TOTAL | 16299048 | 75.00 |



(II)(a) Statement showing details of Depository Receipts (DRs)


| Sr. No. | Type of outstanding DR (ADRs, GDRs, SDRs, etc.) | Number of outstanding DRs | Number of shares underlying outstanding DRs | Shares underlying outstanding DRs as a percentage of total number of shares {i.e., Grand Total (A)+(B)+(C) indicated in Statement at para (I)(a) above} |
|--------------|--|------------------------------|--|--|
| 1 | | | | |
| 2 | | | | |
| 3 | | | | |
| 4 | | | | |
| 5 | | | | |
| 6 | | | | |
| 7 | | | | |
| 8 | | | | |
| 9 | | | | |
| | | | | |
| | | | | |
| TOTAL | | 0 | 0 | 0.00 |

N.A.



Statement showing holding of Depository Receipts (DRs), where underlying shares held by "promoter/promoter group" are in excess of 1% of the total number of shares

| Sr. No. | Name of the DR Holder | Type of outstanding DR (ADRs, GDRs, SDRs, etc.) | Number of shares underlying outstanding DRs | Shares underlying outstanding DRs as a percentage of total number of shares {i.e., Grand Total (A)+(B)+(C) indicated in Statement at para (I)(a) above} |
|--------------|-----------------------|---|---|---|
| 1 | | | | |
| 2 | | | | |
| 3 | | | | |
| 4 | | | | |
| 5 | | | | |
| 6 | | | | |
| 7 | | | | |
| 8 | | | | |
| 9 | | | | |
| N.A. | | | | |
| TOTAL | | | | |



(III) (a) Statement showing the voting pattern of shareholders, if more than one class of shares/securities is issued

(Give description of voting rights for each class of security.)

Class X:

Class Y:

Class Z:

| Category | Category of shareholder | Number of Voting Rights held in each class of securities | | | Total Voting Rights (III+IV+V) | Total Voting Rights i.e. (VI) | |
|----------|---|--|---------|---------|--------------------------------|-------------------------------|----------------------------|
| | | Class X | Class Y | Class Z | | As a percentage of (A+B) | As a percentage of (A+B+C) |
| (I) | (II) | (III) | (IV) | (V) | (VI) | (VII) | (VIII) |
| (A) | Promoter and Promoter | | | | | | |
| -1 | Indian | | | | | | |
| (a) | Individuals/ Hindu Undivided Family | | | | | | |
| (b) | Central Government/ State Government(s) | | | | | | |
| (c) | Bodies Corporate | | | | | | |
| (d) | Financial Institutions/ Banks | | | | | | |
| (e) | Any Other (specify) | | | | | | |
| | Sub-Total (A)(1) | | | | | | |
| -2 | Foreign | | | | | | |
| (a) | Individuals (Non-Resident Individuals/ Foreign Individuals) | | | | | | |
| (b) | Bodies Corporate | | | | | | |
| (c) | Institutions | | | | | | |
| (d) | Any Other (specify) | | | | | | |
| | Sub-Total (A)(2) | | | | | | |
| | Total Shareholding of Promoter and Promoter Group (A)= (A)(1)+(A)(2) | | | | | | |
| (B) | Public shareholding | | | | | | |
| -1 | Institutions | | | | | | |
| (a) | Mutual Funds/UTI | | | | | | |
| (b) | Financial Institutions/ Banks | | | | | | |
| (c) | Central Government/ State Government(s) | | | | | | |
| (d) | Venture Capital Funds | | | | | | |
| (e) | Insurance Companies | | | | | | |
| (f) | Foreign Institutional Investors | | | | | | |
| (g) | Foreign Venture Capital Investors | | | | | | |
| (h) | Any Other (specify) | | | | | | |

N.A



| | | | | | | | |
|-----------|---|--|--|--|--|--|--|
| | Sub-Total (B)(1) | | | | | | |
| -2 | Non-institutions | | | | | | |
| (a) | Bodies Corporate | | | | | | |
| (b) | Individuals - i. Individual shareholders holding nominal share capital up to Rs. 1 lakh. ii. Individual shareholders holding nominal share capital in excess of Rs. 1 lakh. | | | | | | |
| (c) | Any Other (specify) | | | | | | |
| | Sub-Total (B)(2) | | | | | | |
| | Total Public Shareholding (B) = (B)(1)+(B)(2) | | | | | | |
| | TOTAL (A)+(B) | | | | | | |
| (C) | Shares held by Custodians and against which Depository Receipts have been issued | | | | | | |
| | GRAND TOTAL (A)+(B)+(C) | | | | | | |

For Monte Carlo Fashions I.td.

Salut Ban
Company Secretary

